



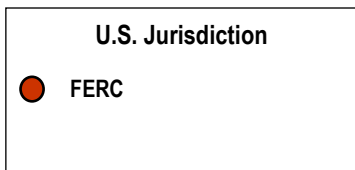
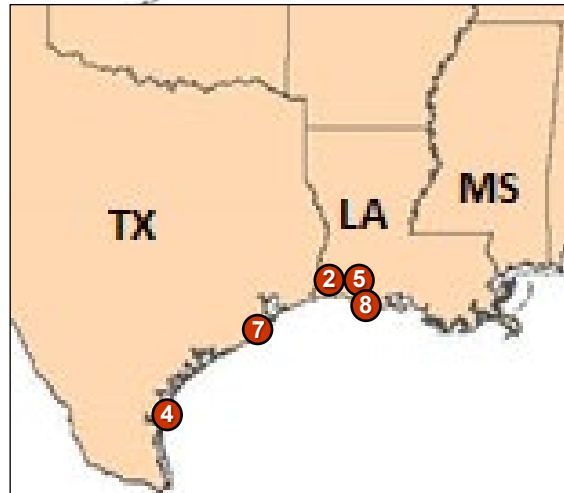
# United States LNG Export Terminals

## *Existing*



### FERC

1. **Kenai, AK:** 0.2 Bcfd (Trans-Foreland – Kenai LNG)
2. **Sabine, LA:** 4.55 Bcfd (Cheniere – Sabine Pass LNG – Trains 1-6)
3. **Cove Point, MD:** 0.79 Bcfd (BHE – Cove Point LNG)
4. **Corpus Christi, TX:** 2.40 Bcfd (Cheniere – Corpus Christi LNG Trains 1-3)
5. **Hackberry, LA:** 2.06 Bcfd (Sempra – Cameron LNG, Trains 1-3)
6. **Elba Island, GA:** 0.36 Bcfd (Kinder Morgan – Southern LNG/Elba Liquefaction Units 1-10)
7. **Freeport, TX:** 2.38 Bcfd (Freeport LNG Trains 1-3)
8. **Cameron Parish, LA:** 1.76 Bcfd (Venture Global – Calcasieu Pass Units 1-9)



As of March 24, 2026  
No updates since previous issuance



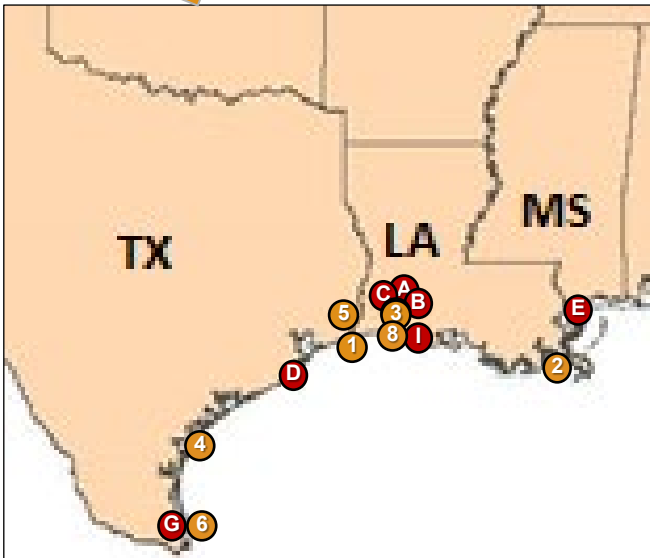
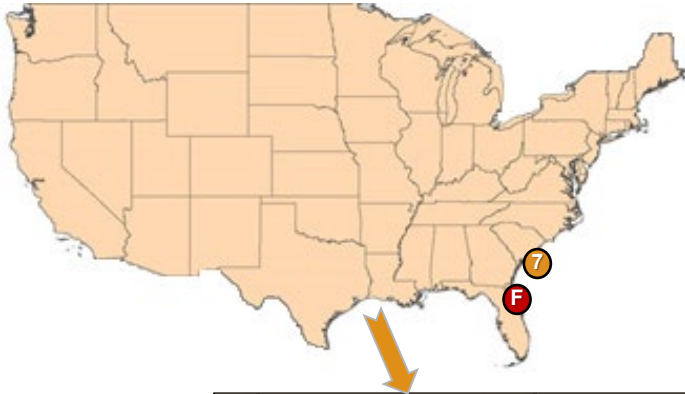


# United States LNG Export Terminals *Approved, Not Yet Built*



**U.S. Jurisdiction & Status**

- FERC - Approved, Under Construction
- FERC - Approved, Not Under Construction



## FERC – APPROVED, UNDER CONSTRUCTION

1. **Sabine Pass, TX:** 2.57 Bcfd (ExxonMobil – Golden Pass) (CP14-517, CP20-459)
2. **Plaquemines Parish, LA:** 3.76 Bcfd (Venture Global – Plaquemines) (CP17-66, CP22-92)
3. **Calcasieu Parish, LA:** 3.81 Bcfd (Woodside – Louisiana LNG) (CP17-117)
4. **Corpus Christi, TX:** 2.06 Bcfd (Cheniere – Corpus Christi Stage III & T 8-9) (CP18-512, CP23-129)
5. **Port Arthur, TX:** 3.72 Bcfd (Sempra – Port Arthur LNG Trains 1-2 & Trains 3-4) (CP17-20, CP20-55)
6. **Brownsville, TX:** 3.73 Bcfd (NextDecade – Rio Grande LNG) (CP16-454)
7. **Elba Island, GA:** 0.05 Bcfd (Kinder Morgan – Elba Liquefaction Optimization MMLS 1-4 & 6-10) (CP23-375)
8. **Cameron Parish, LA:** 3.96 Bcfd (Venture Global – CP2 ) (CP22-21)

## FERC – APPROVED, NOT UNDER CONSTRUCTION

- A. **Lake Charles, LA:** 2.27 Bcfd (Energy Transfer – Lake Charles LNG) (CP14-120)
- B. **Lake Charles, LA:** 1.22 Bcfd (Glenfarne Group – Magnolia LNG) (CP14-347)
- C. **Hackberry, LA:** 0.93 Bcfd (Sempra - Cameron LNG Train 4) (CP15-560, CP22-41)
- D. **Freeport, TX:** 0.74 Bcfd (Freeport LNG Train 4) (CP17-470)
- E. **Pascagoula, MS:** 1.50 Bcfd (Kinder Morgan – Gulf LNG Liquefaction) (CP15-521)
- F. **Jacksonville, FL:** 0.13 Bcfd (Eagle LNG – Jacksonville LNG) (CP17-41)
- G. **Brownsville, TX:** 0.62 Bcfd (Glenfarne Group – Texas LNG Brownsville) (CP16-116)
- H. **Nikiski, AK:** 2.76 Bcfd (Alaska Gasline – Alaska LNG) (CP17-178)
- I. **Cameron Parish, LA:** 1.21 Bcfd (Kimmeridge – Commonwealth LNG) (CP19-502)

## PROJECTS UNDER MARAD/USCG JURISDICTION

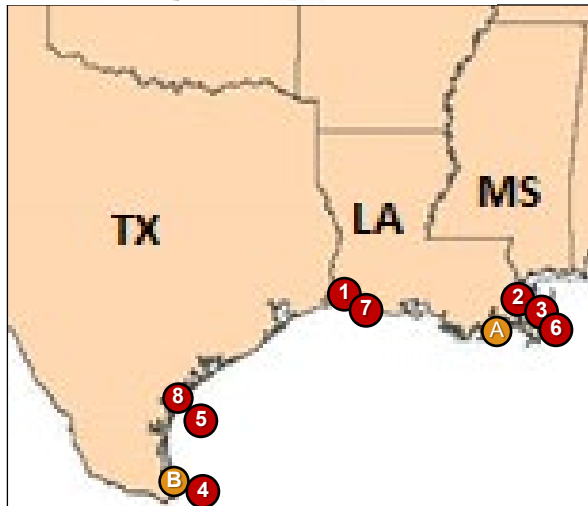
<https://www.maritime.dot.gov/ports/deepwater-ports-and-licensing/approved-applications>

**As of March 24, 2026  
No updates since previous issuance**





# United States LNG Export Terminals *Proposed*



## PROPOSED TO FERC

### Pending Applications:

1. Sabine, LA: 2.60 Bcfd - Cheniere – Sabine Pass – Stage 5 (CP24-75, CP25-505)
2. Plaquemines Parish, LA: 0.55 Bcfd - Gulfstream LNG (CP25-519)
3. Plaquemines Parish, LA: 4.45 Bcfd - VG Plaquemines – Plaquemines LNG Expansion (CP26-27)
4. Brownsville, TX: 0.44 Bcfd – Next Decade, Rio Grande LNG Uprate (CP26-31)
5. Corpus Christi, TX: 0.69 Bcfd – CCL Midscale Uprate (CP26-36)
6. Plaquemines Parish, LA: 1.29 Bcfd (VG Plaquemines Uprate) (CP25-53)
7. Plaquemines Parish, LA: 1.17 Bcfd (VG CP2 Uprate) (CP25-55)
8. Corpus Christi, TX: 3.32 Bcfd - Corpus Christi Liquefaction Stage 4 (CP26-82)

### Projects in Pre-filing:

- A. LaFourche Parish, LA: 3.45 Bcfd - Argent LNG (PF25-11)
- B. Brownsville, TX: 0.83 Bcfd – Rio Grande LNG Expansion (PF26-3)

## PROJECTS UNDER MARAD/USCG JURISDICTION

<https://www.maritime.dot.gov/ports/deepwater-ports-and-licensing/pending-applications>

### U.S. Jurisdiction & Status

- FERC - Pending Applications
- FERC - Projects in Pre-filing

**As of March 24, 2026**  
**No updates since previous issuance**

