



# Form 714 – XBRL Implementation

---

FERC Technical Conference – March 24-26, 2020



# Outline

- **eRegister for a Company Identifier (CID)**
  - eRegister: Login or Register
  - Company Registration Process
- **Obtain a Company Identifier (CID)**
  - Instructions to Obtain a CID
- **XBRL Taxonomy Documentation**
- **Implementation Timeline**
- **Questions & Answers**



# eRegister for a Company Identifier (CID)

- Go to the FERC Website and Click-on “Documents & Filings”

<https://www.ferc.gov>



# eRegister for a Company Identifier (CID)

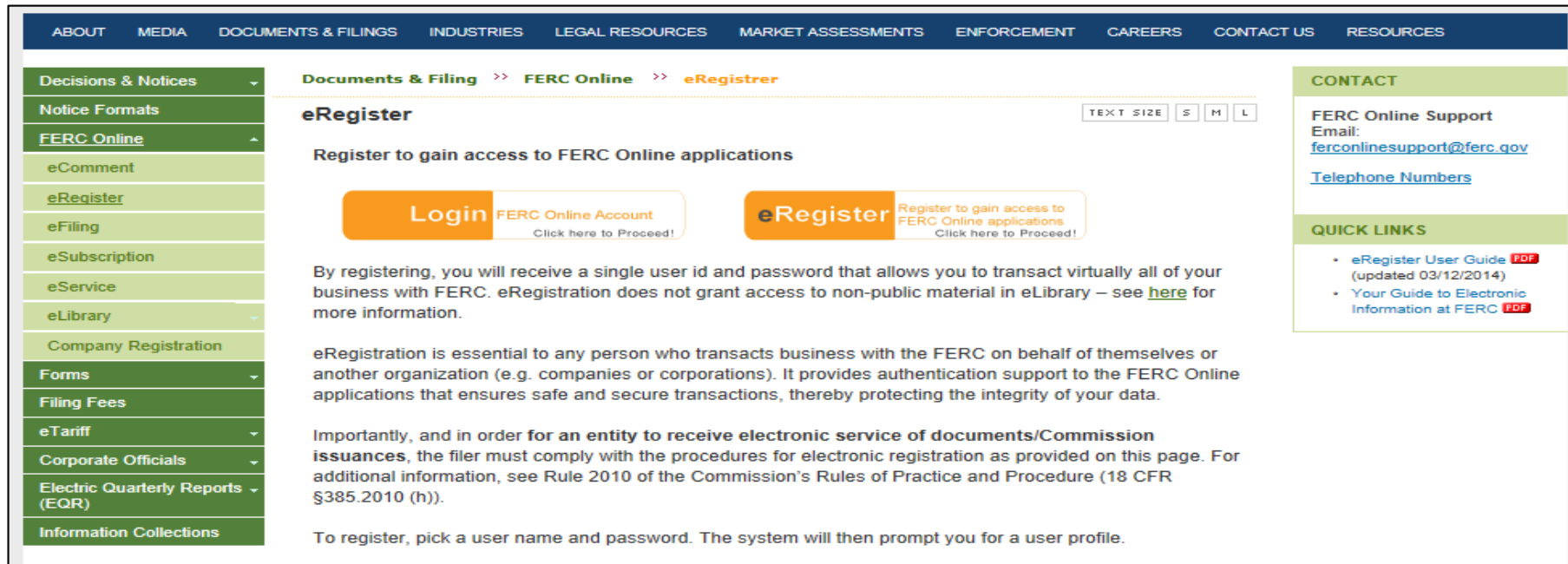
→ To eRegister, select the 5<sup>th</sup> link under Documents and Filings



# eRegister: Login or Register

→ This takes you to:

<https://www.ferc.gov/docs-filing/eregistration.asp>



The screenshot shows the FERC eRegister page. At the top is a navigation bar with links: ABOUT, MEDIA, DOCUMENTS & FILINGS, INDUSTRIES, LEGAL RESOURCES, MARKET ASSESSMENTS, ENFORCEMENT, CAREERS, CONTACT US, and RESOURCES. On the left is a sidebar menu with categories like Decisions & Notices, Notice Formats, FERC Online, eComment, eRegister, eFiling, eSubscription, eService, eLibrary, Company Registration, Forms, Filing Fees, eTariff, Corporate Officials, Electric Quarterly Reports (EQR), and Information Collections. The main content area is titled 'eRegister' and includes a breadcrumb trail: Documents & Filing >> FERC Online >> eRegister. Below the title, it says 'Register to gain access to FERC Online applications' and provides two buttons: 'Login FERC Online Account' and 'eRegister'. The 'eRegister' button has a tooltip that says 'Register to gain access to FERC Online applications' and 'Click here to Proceed!'. Below the buttons, there is a paragraph explaining that by registering, users will receive a single user ID and password that allows them to transact virtually all of their business with FERC. It also mentions that eRegistration does not grant access to non-public material in eLibrary and provides a link to 'here' for more information. Another paragraph states that eRegistration is essential for anyone transacting business with the FERC on behalf of themselves or another organization, as it provides authentication support to the FERC Online applications. A final paragraph explains that in order for an entity to receive electronic service of documents/Commission issuances, the filer must comply with the procedures for electronic registration as provided on this page, citing Rule 2010 of the Commission's Rules of Practice and Procedure (18 CFR §385.2010 (h)). At the bottom, it says 'To register, pick a user name and password. The system will then prompt you for a user profile.' On the right side of the page, there is a 'CONTACT' section with 'FERC Online Support' information, including an email address (ferconlinesupport@ferc.gov) and a link to 'Telephone Numbers'. Below that is a 'QUICK LINKS' section with links to 'eRegister User Guide' (PDF) and 'Your Guide to Electronic Information at FERC' (PDF).

ABOUT MEDIA DOCUMENTS & FILINGS INDUSTRIES LEGAL RESOURCES MARKET ASSESSMENTS ENFORCEMENT CAREERS CONTACT US RESOURCES

Decisions & Notices  
Notice Formats  
FERC Online  
eComment  
eRegister  
eFiling  
eSubscription  
eService  
eLibrary  
Company Registration  
Forms  
Filing Fees  
eTariff  
Corporate Officials  
Electric Quarterly Reports (EQR)  
Information Collections

Documents & Filing >> FERC Online >> eRegister

**eRegister** TEXT SIZE S M L

Register to gain access to FERC Online applications

**Login** FERC Online Account Click here to Proceed!

**eRegister** Register to gain access to FERC Online applications Click here to Proceed!

By registering, you will receive a single user id and password that allows you to transact virtually all of your business with FERC. eRegistration does not grant access to non-public material in eLibrary – see [here](#) for more information.

eRegistration is essential to any person who transacts business with the FERC on behalf of themselves or another organization (e.g. companies or corporations). It provides authentication support to the FERC Online applications that ensures safe and secure transactions, thereby protecting the integrity of your data.

Importantly, and in order for an entity to receive electronic service of documents/Commission issuances, the filer must comply with the procedures for electronic registration as provided on this page. For additional information, see Rule 2010 of the Commission's Rules of Practice and Procedure (18 CFR §385.2010 (h)).

To register, pick a user name and password. The system will then prompt you for a user profile.

**CONTACT**

FERC Online Support  
Email: [ferconlinesupport@ferc.gov](mailto:ferconlinesupport@ferc.gov)  
[Telephone Numbers](#)

**QUICK LINKS**

- [eRegister User Guide](#) PDF (updated 03/12/2014)
- [Your Guide to Electronic Information at FERC](#) PDF



# eRegister: How to Login

---


For existing users



# eRegister: Login

For existing users, eRegister: Login

**FERC Online** - Web Applications of the Federal Energy Regulatory Commission



FERC Online Home

About FERC Online

**Log In**

eRegister

Registered eMail address or FERC ID:

Password:

[Forgot/Reset Password?](#)

[New User](#)

Log In



# eRegister: How to Register

---

For New Users






# eRegister: Register

For new users, Complete the Account Information

**FERC Online** - Web Applications of the Federal Energy Regulatory Commission



**FERC Online Home**  
**About FERC Online**  
**Log Out**  
**Edit Registration**  
**Company Registration**  
**eFiling**  
**eSubscription**  
**eComment**  
**Query Mailing List/Recipients by State**  
**Query Service List**  
**My Service List**  
**My Filing List**  
**eLibrary**

Create FERC Online Account

Name Prefix:

\* First Name:

Middle Initial:

\* Last Name:

Name Suffix:

\* eMail address:



\* Confirm eMail address:

\* Password:

Note: Password should be between 8 and 12 characters and contain at least one numeric or special character.

\* Confirm Password:

Type the characters you see in the picture

You may complete your registration at this point, however, without completing the full registration, you will be limited to eSubscription among the functions requiring login.

Proceed to full registration, allowing the use of eFiling and Query Service List.



# Company Registration

---

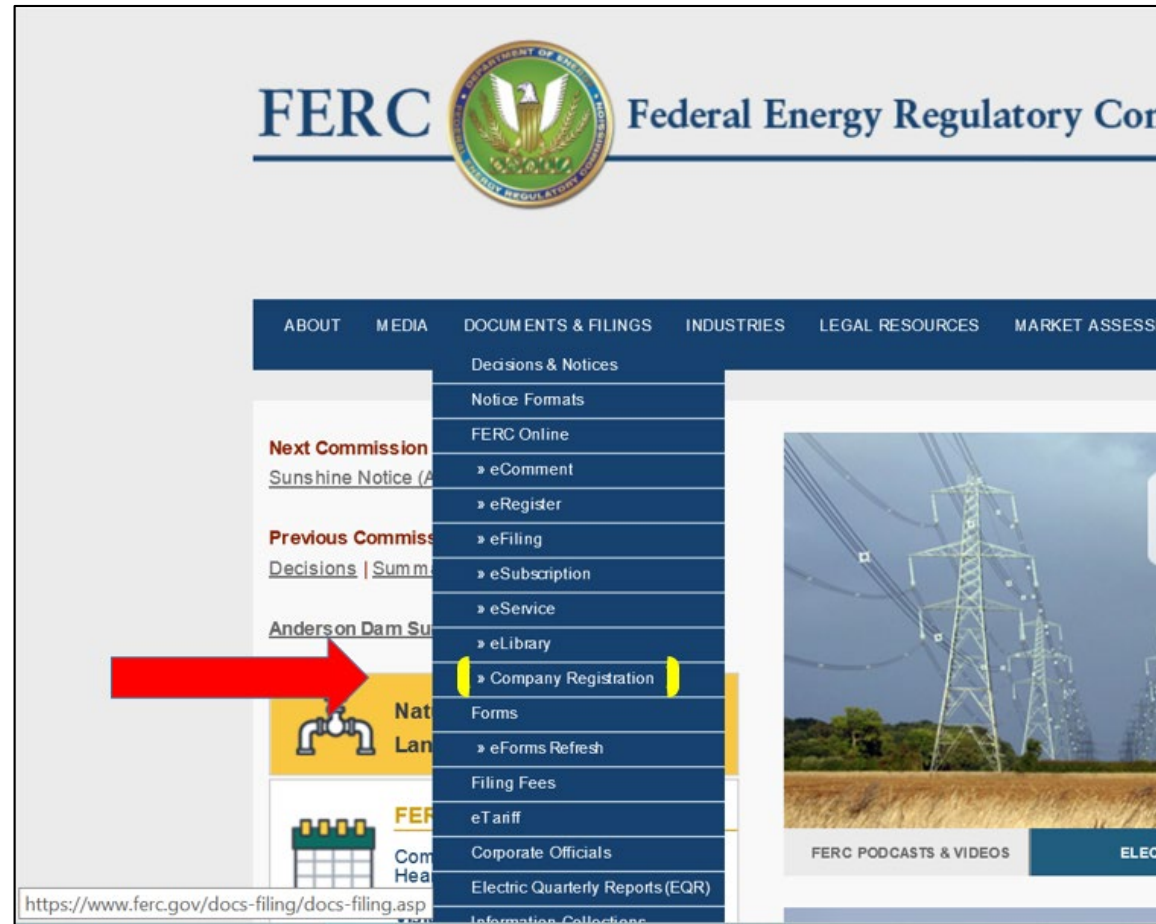


# Company Registration

Go to the FERC Website and Click-  
on “Documents & Filings”

<https://www.ferc.gov>

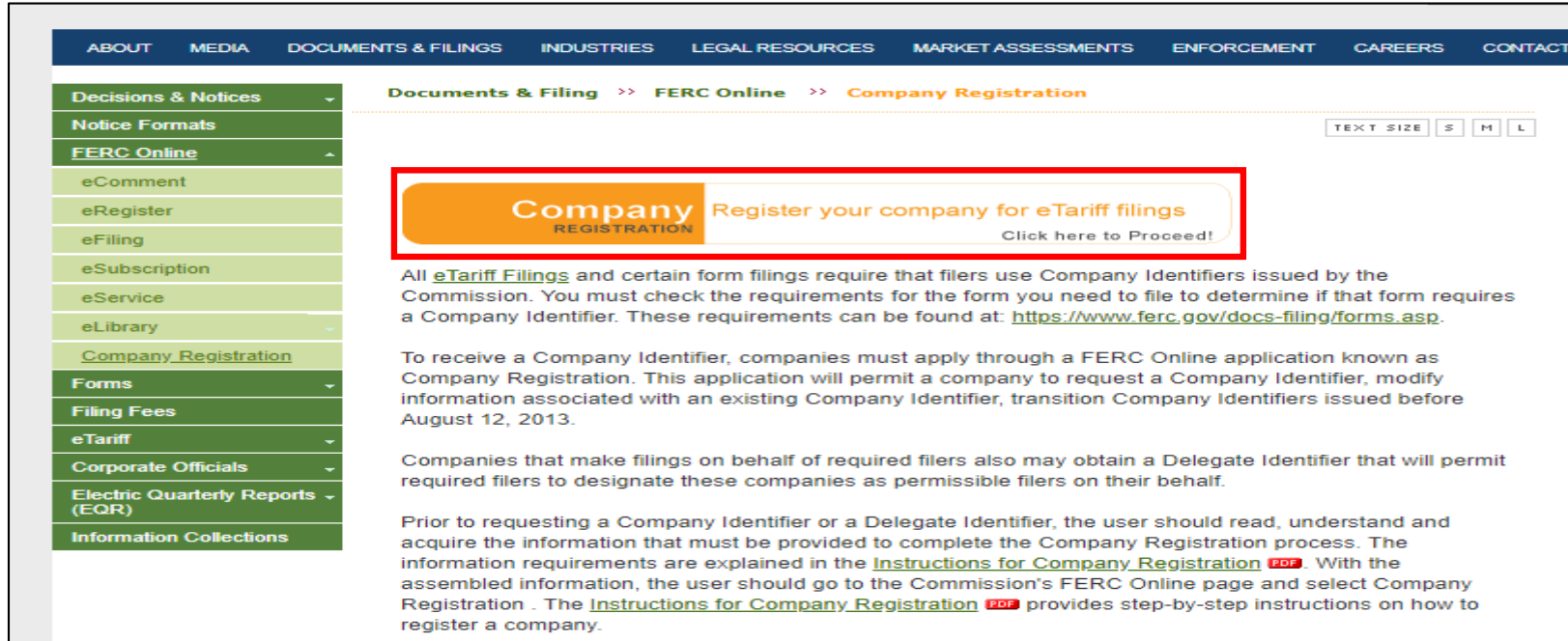
→ To Register your  
Company, select the 10<sup>th</sup>  
link under Documents and  
Filings



# Company Registration

→ This takes you to:

<https://www.ferc.gov/docs-filing/company-reg.asp>



The screenshot shows the FERC Online website interface. The top navigation bar includes links for ABOUT, MEDIA, DOCUMENTS & FILINGS, INDUSTRIES, LEGAL RESOURCES, MARKET ASSESSMENTS, ENFORCEMENT, CAREERS, and CONTACT. A left sidebar menu lists various services: Decisions & Notices, Notice Formats, FERC Online (highlighted), eComment, eRegister, eFiling, eSubscription, eService, eLibrary, Company Registration (highlighted), Forms, Filing Fees, eTariff, Corporate Officials, Electric Quarterly Reports (EQR), and Information Collections. The main content area is titled 'Documents & Filing >> FERC Online >> Company Registration'. A red box highlights a 'Company REGISTRATION' button with the text 'Register your company for eTariff filings' and a 'Click here to Proceed!' link. Below this, the text explains that all eTariff Filings and certain form filings require Company Identifiers issued by the Commission. It provides a link to the forms page and states that companies must apply through a FERC Online application to request a Company Identifier. It also mentions that companies can obtain a Delegate Identifier to permit required filers to designate them as permissible filers. Finally, it notes that users should read the 'Instructions for Company Registration' PDF before requesting a Company Identifier or a Delegate Identifier.

ABOUT MEDIA DOCUMENTS & FILINGS INDUSTRIES LEGAL RESOURCES MARKET ASSESSMENTS ENFORCEMENT CAREERS CONTACT

Decisions & Notices  
Notice Formats  
FERC Online  
eComment  
eRegister  
eFiling  
eSubscription  
eService  
eLibrary  
Company Registration  
Forms  
Filing Fees  
eTariff  
Corporate Officials  
Electric Quarterly Reports (EQR)  
Information Collections

Documents & Filing >> FERC Online >> Company Registration

TEXT SIZE S M L

**Company REGISTRATION** Register your company for eTariff filings  
Click here to Proceed!

All [eTariff Filings](#) and certain form filings require that filers use Company Identifiers issued by the Commission. You must check the requirements for the form you need to file to determine if that form requires a Company Identifier. These requirements can be found at: <https://www.ferc.gov/docs-filing/forms.asp>.

To receive a Company Identifier, companies must apply through a FERC Online application known as Company Registration. This application will permit a company to request a Company Identifier, modify information associated with an existing Company Identifier, transition Company Identifiers issued before August 12, 2013.


Companies that make filings on behalf of required filers also may obtain a Delegate Identifier that will permit required filers to designate these companies as permissible filers on their behalf.

Prior to requesting a Company Identifier or a Delegate Identifier, the user should read, understand and acquire the information that must be provided to complete the Company Registration process. The information requirements are explained in the [Instructions for Company Registration PDF](#). With the assembled information, the user should go to the Commission's FERC Online page and select Company Registration. The [Instructions for Company Registration PDF](#) provides step-by-step instructions on how to register a company.




# Company Registration

If you don't have a CID, submit Company Registration Request



[FERC Online Home](#)  
[About FERC Online](#)  
[Log In](#)  
[eRegister](#)  
**[Company Registration](#)**  
[eFiling](#)  
[eSubscription](#)  
[eComment](#)  
[Query Mailing List/Recipients by State](#)  
[Query Service List](#)  
[My Service List](#)  
[My Filing List](#)  
[eLibrary](#)  
[eTariff Viewer](#)

 [E-mail this page](#)

## FERC Online Home Page

Welcome to FERC Online! FERC Online is the single entry point for all of FERC's electronic access applications. If you have not previously eRegistered with FERC Online, please use the *New Registration* link on the left menu to do so. Once you are registered, you will be able to login to FERC Online to eSubscribe and eFile.

### FERC Online Applications

[Company Registration](#) - Submit Company Registration Requests

[eFiling](#) - Submit documents electronically

[eSubscription](#) - Subscribe to electronically receive all information related to a docket without intervening

[eComment](#) - Submit an eComment electronically

[Query Mailing List/Recipients by State](#) - View and download lists of postal mail addresses for contacts associated with FERC docketed proceedings. Also, view and download a mailing list of all contacts who reside in a specific state

[Query Service List](#) - View and download lists of contacts receiving service in FERC docketed proceedings

[My Service List](#) - View and download lists of dockets associated with the current logged in user

[eLibrary](#) - Search and retrieve electronic documents related to proceedings


[eTariff Viewer](#) - Browse and Search Tariffs

[Security and Privacy Statement](#)



# Begin the Registration Process

**FERC Online** - Web Applications of the Federal Energy Regulatory Commission




FERC Online Home

## Company Registration

Would you like to:

1. [Register](#) a company for the first time
2. Use CID credentials to [transition](#) your account to an Account Manager
3. Manage a Company who has delegated you as an Account Manager

Select Company 

Next

Cancel

Test Service Call

Label

OMB Control No. 1902-0154  
OMB Control No. 1902-0086  
OMB Control No. 1902-0089  
OMB Control No. 1902-0255

Account Locked? [Click Here](#)

[Help](#)



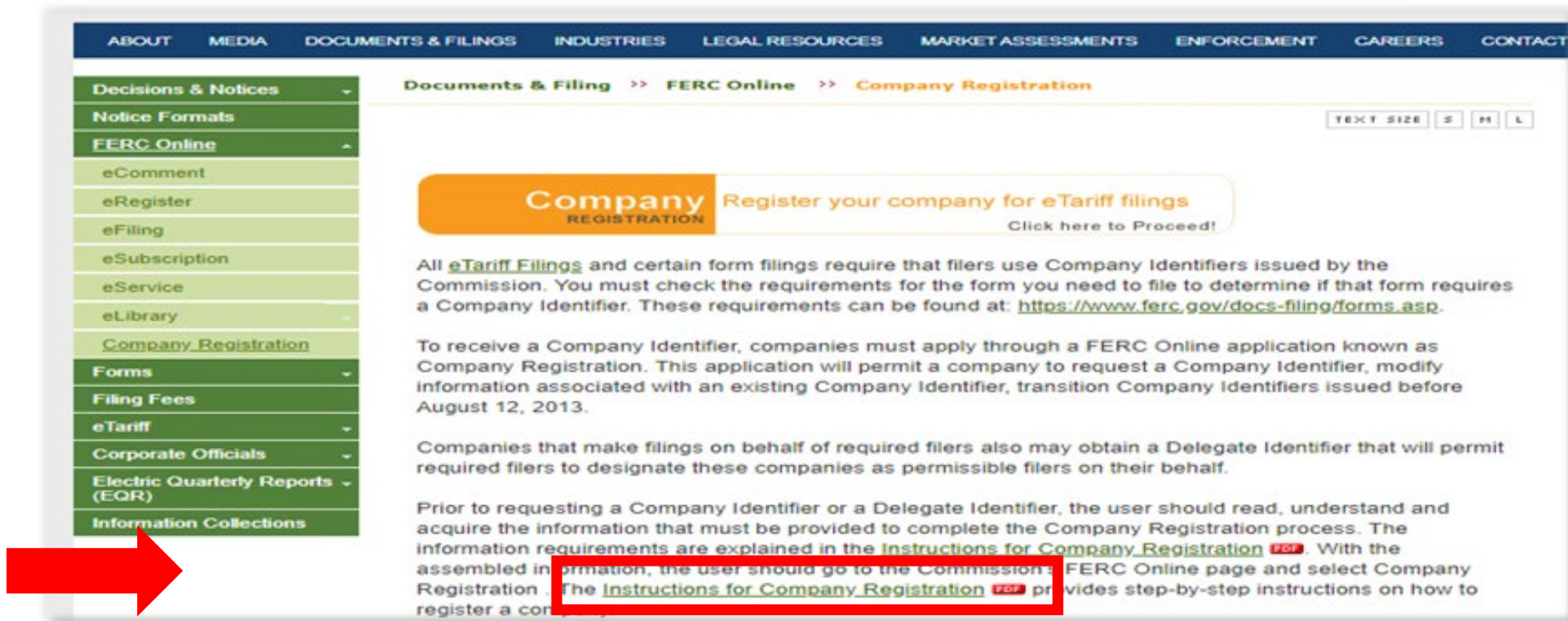
# Obtain a Company Identifier (CID)

---



# Company Registration

- Follow the “Instructions for Company Registration.pdf” to obtain a CID.



The screenshot shows the FERC Online website. The top navigation bar includes links for ABOUT, MEDIA, DOCUMENTS & FILINGS, INDUSTRIES, LEGAL RESOURCES, MARKET ASSESSMENTS, ENFORCEMENT, CAREERS, and CONTACT. The left sidebar contains a list of links: Decisions & Notices, Notice Formats, FERC Online, eComment, eRegister, eFiling, eSubscription, eService, eLibrary, Company Registration, Forms, Filing Fees, eTariff, Corporate Officials, Electric Quarterly Reports (EQR), and Information Collections. The main content area is titled 'Documents & Filing >> FERC Online >> Company Registration'. It features an orange banner with the text 'Company REGISTRATION Register your company for eTariff filings' and a button that says 'Click here to Proceed!'. Below the banner, there is text explaining that all eTariff Filings and certain form filings require Company Identifiers issued by the Commission. It provides a link to <https://www.ferc.gov/docs-filing/forms.asp>. Further down, it states that companies must apply through a FERC Online application known as Company Registration. It also mentions that companies making filings on behalf of required filers may obtain a Delegate Identifier. The final paragraph states that users should read, understand, and acquire the information that must be provided to complete the Company Registration process. It mentions that the information requirements are explained in the [Instructions for Company Registration PDF](#). A red box highlights the link to the [Instructions for Company Registration PDF](#), and a red arrow points to this link from the 'Company Registration' link in the sidebar.






# Instructions to obtain a Company Identifier (CID)

- The direct link to “Instructions for Company Registration.pdf”:

<https://www.ferc.gov/docs-filing/company-registration-instruct.pdf>



# **XBRL Taxonomy Documentation**



# **XBRL Documentation**

- **NOPR: RM19-12-000**
- **Final Rule: RM19-12-000**
- **Final Order: will be published in RM19-12-000**
- **FERC eForms website for more information:**
  - <https://www.ferc.gov/docs-filing/forms/forms-refresh.asp>



# Implementation Timeline

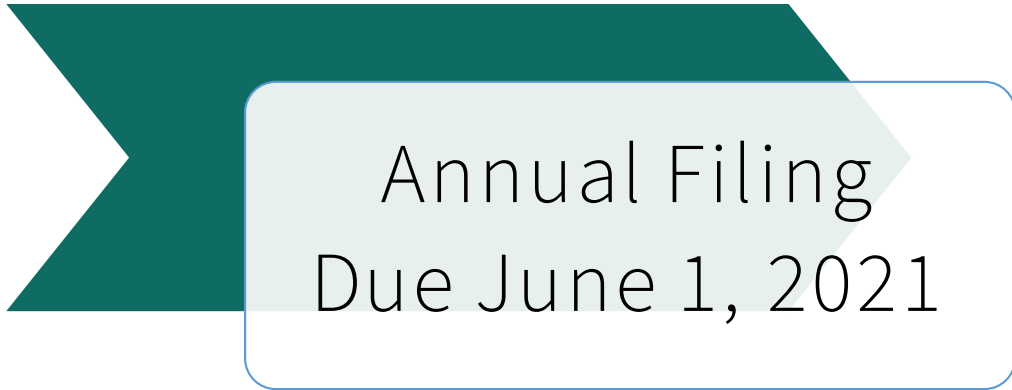
---



# Proposed Implementation Timeline

A dark teal chevron pointing right, with a light blue rounded rectangle containing the text "XBRL Effective 2020".

XBRL Effective  
2020

A dark teal chevron pointing right, with a light blue rounded rectangle containing the text "Annual Filing Due June 1, 2021".

Annual Filing  
Due June 1, 2021



# Question & Answer Session

---



# Questions?

Live Moderated Q&A Session

Formal Comments in Docket No. RM19-12-000

Email informal questions to  
[XBRLFormsRefresh@ferc.gov](mailto:XBRLFormsRefresh@ferc.gov)

