

NESource™

200 Civic Center Drive
PO Box 117
Columbus, OH 43216
(614) 460.6000

703 FEB 24 P 12:52

February 13, 2009

Office of the Secretary
Federal Energy Regulatory Commission
888 First Street, NE
Washington, D.C. 20426

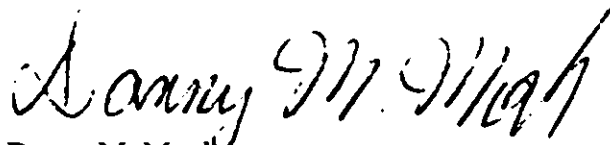
Dear Sir or Madam:

Please find enclosed Columbia Gas Transmission Corporation and Columbia Gulf Transmission Company's original and two (2) copies of the Form 11 for the periods October 2008 through December 2008. Also enclosed is a CD for electronic filing of this information. Files for Columbia Gas Transmission Corporation (E02108Q4.tab) and Columbia Gulf Transmission Company (E07008Q4.tab) are included on the CD.

Subscription

Pursuant to Section 385.2005(a) of the Commission's Regulations, the undersigned certifies that (1) he knows the contents of the filing; that (2) the paper copies of the filing contain the same information as that contained on the electronic media; that (3) the contents are true to the best of his knowledge and belief; and that (4) he possesses full power and authority to sign the filing.

Respectfully submitted,



Danny M. Monk
Manager, Accounting

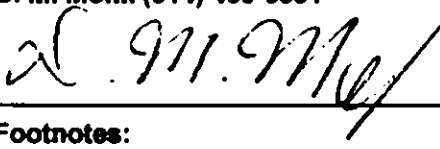
Enclosures

**U. S. DEPARTMENT OF ENERGY
Federal Energy Regulatory Commission
Washington, DC 20426**

**FERC FORM NO. 11: NATURAL GAS PIPELINE COMPANY QUARTERLY
STATEMENT OF MONTHLY DATA**

This report is mandatory under the authority granted by Sections 10 and 16 and the sanctions provided by Section 21(b) of the Natural Gas Act. Failure to report may result in criminal fines, civil penalties and other sanctions as provided by law.

021	Company Code Number
Report Period	
10/1/2008	a. Begin Date (mm/dd/yyyy)
12/31/2008	b. End Date (mm/dd/yyyy)
2/13/2009	c. Submission Date
O	d. Original/Revised Filing

PART I: IDENTIFICATION
Columbia Gas Transmission Corporation
200 Civic Center Drive PO Box 117 Columbus, OH 43216
D. M. Monk (614) 460-6831 
Footnotes:

021

PART III: FOOTNOTES

Footnote Number	Text of the Footnote
1)	All quantities reflected are recorded volumes not physical volumes.

Company Code Number		021		Month Reported		10/2008	
				MM/YYYY			
PART II: REVENUE DATA							
Line No.	Item	Total Quantities (1000s of Dth) and Revenues (1000s of \$)					Footnote
		Quantity	Revenue (Transition Costs and Take-or-) Pay	Revenue (GRI & ACA)	Revenue (Other)	Revenue (Total)	
(a)	(b)	(c)	(d)	(e)	(f)	(g)	(h)
	Total Sales						
2	Transportation of Gas for Others						
2.001	GTS	225	0	0	13	13	
2.002	PAL	13,488	0	0	3,001	3,001	
2.003	NTS	1,998	0	4	901	905	
2.004	SST	23,442	0	25	24,879	24,904	
2.005	TPS	469	0	1	1,037	1,038	
2.006	ITS	305	0	1	63	64	
2.007	FTS	50,730	0	85	21,581	21,666	
2.008	OPT3	744	0	1	245	246	
2.009	OPT6	1,178	0	2	447	449	
2.010	Other	0	0	0	(266)	(266)	
	Total Transportation	92,579		119	51,901	52,020	
4	Storage						
4.001	FSS	21,001	0	0	14,071	14,071	
4.002	ISS	75	0	0	28	28	
4.003	SIT	117	0	0	5	5	
4.004	LNG	0	0	0	480	480	
	Total Storage	21,193			14,584	14,584	
6	Gathering						
7	Gathering - Firm	0	0	0	0	0	
8	Gathering - Interruptible	341	0	0	92	92	
	Total Gathering	341			92	92	
9	Addition Revenues						
10	Products Sales and Extraction (490-492)	0	0	0	0	0	
11	Rents (493 and 494)	0	0	0	182	182	
12	Other Gas Revenues (495)	0	0	0	153	153	

Company Code Number		021		Month Reported		11/2008	
				MM/YYYY			
PART II: REVENUE DATA							
Line No.	Item	Total Quantities (1000s of Dth) and Revenues (1000s of \$)					Footnote
		Quantity	Revenue (Transition Costs and Take-or-) Pay	Revenue (GRI & ACA)	Revenue (Other)	Revenue (Total)	
(a)	(b)	(c)	(d)	(e)	(f)	(g)	(h)
	Total Sales						
2	Transportation of Gas for Others						
2.001	GTS	(103)	0	1	182	183	
2.002	PAL	15,918	0	0	3,669	3,669	
2.003	NTS	3,929	0	7	1,856	1,863	
2.004	SST	47,994	0	53	23,978	24,029	
2.005	TPS	1,425	0	2	1,081	1,083	
2.006	ITS	(180)	0	0	33	33	
2.007	FTS	59,249	0	99	22,492	22,591	
2.008	OPT3	611	0	1	256	257	
2.009	OPT6	701	0	1	420	421	
2.010	Other	0	0	0	(9,481)	(9,481)	
	Total Transportation	129,544		164	44,484	44,648	
4	Storage						
4.001	FSS	29,812	0	0	14,254	14,254	
4.002	ISS	179	0	0	28	28	
4.003	SIT	610	0	0	25	25	
4.004	LNG	0	0	0	480	480	
	Total Storage	30,601			14,787	14,787	
6	Gathering						
7	Gathering - Firm	0	0	0	0	0	
8	Gathering - Interruptible	539	0	0	145	145	
	Total Gathering	539			145	145	
9	Addition Revenues						
10	Products Sales and Extraction (490-492)	0	0	0	0	0	
11	Rents (493 and 494)	0	0	0	181	181	
12	Other Gas Revenues (495)	0	0	0	14	14	


Company Code Number		021		Month Reported		12/2008	
				MM/YYYY			
PART II: REVENUE DATA							
Line No.	Item	Total Quantities (1000s of Dth) and Revenues (1000s of \$)					Footnote
		Quantity	Revenue (Transition Costs and Take-or- Pay	Revenue (GRI & ACA)	Revenue (Other)	Revenue (Total)	
(a)	(b)	(c)	(d)	(e)	(f)	(g)	(h)
	Total Sales						
2	Transportation of Gas for Others						
2.001	GTS	336	0	1	161	162	
2.002	PAL	23,725	0	0	2,719	2,719	
2.003	NTS	3,843	0	6	1,375	1,381	
2.004	SST	52,713	0	47	24,453	24,500	
2.005	TPS	2,054	0	3	1,113	1,117	
2.006	ITS	758	0	1	84	85	
2.007	FTS	72,487	0	121	22,022	22,143	
2.008	OPT3	312	0	0	249	249	
2.009	OPT6	545	0	1	426	427	
2.010	Other	0	0	0	1,269	1,269	
	Total Transportation	156,773		180	53,871	54,052	
4	Storage						
4.001	FSS	43,013	0	0	14,296	14,296	
4.002	ISS	165	0	0	15	15	
4.003	SIT	1,159	0	0	48	48	
4.004	LNG	0	0	0	479	479	
	Total Storage	44,337			14,838	14,838	
6	Gathering						
7	Gathering - Firm	0	0	0	0	0	
8	Gathering - Interruptible	333	0	0	90	90	
	Total Gathering	333			90	90	
9	Addition Revenues						
10	Products Sales and Extraction (490-492)	0	0	0	0	0	
11	Rents (493 and 494)	0	0	0	185	185	
12	Other Gas Revenues (495)	0	0	0	364	364	

**U. S. DEPARTMENT OF ENERGY
Federal Energy Regulatory Commission
Washington, DC 20426**

**FERC FORM NO. 11: NATURAL GAS PIPELINE COMPANY QUARTERLY
STATEMENT OF MONTHLY DATA**

This report is mandatory under the authority granted by Sections 10 and 16 and the sanctions provided by Section 21(b) of the Natural Gas Act. Failure to report may result in criminal fines, civil penalties and other sanctions as provided by law.

070	Company Code Number
Report Period	
10/1/2008	a. Begin Date (mm/dd/yyyy)
12/31/2008	b. End Date (mm/dd/yyyy)
2/13/2008	c. Submission Date
O	d. Original/Revised Filing

PART I: IDENTIFICATION
Columbia Gulf Transmission Company
200 Civic Center Drive PO Box 117 Columbus, OH 43216
D. M. Monk (614) 460-6831 
Footnotes

070

PART III: FOOTNOTES**Footnote
Number****Text of the Footnote**

Company Code Number		070		Month Reported		10/2008	
				MM/YYYY			
PART II: REVENUE DATA							
Line No.	Item	Total Quantities (1000s of Dth) and Revenues (1000s of \$)					Footnote
		Quantity	Revenue (Transition Costs and Take-or- Pay (d))	Revenue (GRI & ACA)	Revenue (Other)	Revenue (Total)	
(a)	(b)	(c)	(d)	(e)	(f)	(g)	(h)
	Total Sales						
2	Transportation of Gas for Others						
2.001	FTS-1	46,359		80	8,323	8,403	
2.002	FTS-2 Onshore	14,794		29	1,234	1,263	
2.003	FTS-2 Offshore	333		1	37	38	
2.004	FTS-2 Offsystem	5		0	86	86	
2.005	ITS-1	289		1	33	34	
2.006	ITS-2 Onshore	3,484		5	127	132	
2.007	ITS-2 Offshore	95		0	12	12	
2.008	ITS-2 Offsystem	618		1	50	52	
2.009	OTHER (INC. PVR)	0		0	0	0	
2.011	PAL	260		0	(32)	(32)	
	Total Transportation	66,236	0	116	9,872	9,988	
4	Storage						
4.001							
	Total Storage						
6	Gathering						
7	Gathering - Firm						
8	Gathering - Interruptible						
	Total Gathering						
9	Addition Revenues						
10	Products Sales and Extraction (490-492)						
11	Rents (493 and 494)				16	16	
12	Other Gas Revenues (495)				226	226	

Company Code Number		070		Month Reported		11/2008	
				MM/YYYY			
PART II: REVENUE DATA							
Line No.	Item	Total Quantities (1000s of Dth) and Revenues (1000s of \$)					Footnote
		Quantity	Revenue (Transition Costs and Take-or-Pay (d))	Revenue (GRI & ACA)	Revenue (Other)	Revenue (Total)	
(a)	(b)	(c)	(d)	(e)	(f)	(g)	(h)
	Total Sales						
2	Transportation of Gas for Others						
2.001	FTS-1	48,592		83	8,285	8,367	
2.002	FTS-2 Onshore	17,292		29	1,292	1,321	
2.003	FTS-2 Offshore	396		1	28	29	
2.004	FTS-2 Offsystem	(5)		(0)	(27)	(27)	
2.005	ITS-1	401		1	48	49	
2.006	ITS-2 Onshore	2,292		2	93	95	
2.007	ITS-2 Offshore	1,262		2	74	76	
2.008	ITS-2 Offsystem	2,040		3	132	135	
2.009	OTHER (INC. PVR)	0		0	0	0	
2.011	PAL	140		0	79	79	
	Total Transportation	72,410		121	10,004	10,125	
4	Storage						
4.001							
	Total Storage						
6	Gathering						
7	Gathering - Firm						
8	Gathering - Interruptible						
	Total Gathering						
9	Addition Revenues						
10	Products Sales and Extraction (490-492)						
11	Rents (493 and 494)				15	15	
12	Other Gas Revenues (495)				1	1	

Company Code Number			070		Month Reported		12/2008	
					MM/YYYY			
PART II: REVENUE DATA								
Line No.	Item	Total Quantities (1000s of Dth) and Revenues (1000s of \$)					Footnote	
		Quantity	Revenue (Transition Costs and Take-or-) Pay	Revenue (GRI & ACA)	Revenue (Other)	Revenue (Total)		
(a)	(b)	(c)	(d)	(e)	(f)	(g)	(h)	
	Total Sales							
2	Transportation of Gas for Others							
2.001	FTS-1	66,023		112	15,827	15,939		
2.002	FTS-2 Onshore	18,387		30	2,003	2,033		
2.003	FTS-2 Offshore	646		1	45	46		
2.004	FTS-2 Offsystem	0		0	0	0		
2.005	ITS-1	549		1	54	55		
2.006	ITS-2 Onshore	2,845		2	79	81		
2.007	ITS-2 Offshore	2,024		4	143	147		
2.008	ITS-2 Offsystem	2,217		4	200	203		
2.009	OTHER (INC. PVR)	0		0	0	0		
2.011	PAL	905		0	48	48		
	Total Transportation	93,596		153	18,400	18,553		
4	Storage							
4.001								
	Total Storage							
6	Gathering							
7	Gathering - Firm							
8	Gathering - Interruptible							
	Total Gathering							
9	Addition Revenues							
10	Products Sales and Extraction (490-492)							
11	Rents (493 and 494)				16	16		
12	Other Gas Revenues (495)				161	161		