



Office of Energy Projects Energy Infrastructure Update For June 2013

Natural Gas Highlights

- Pacific Connector requested authorization to construct and operate its Pacific Connector Pipeline Project which will deliver 1,060 MMcf/d of natural gas to the proposed Jordan Cove LNG Export terminal in Coos County, OR.
- Constitution Pipeline and Iroquois requested authorization to construct and operate the Constitution Pipeline and Wright Interconnect Projects. These projects will provide 650 MMcf/d of capacity from PA to Iroquois at Wright, NY.
- Texas Eastern commenced the Commission's pre-filing process to construct and operate its OPEN Project which will provide 550 MMcf/d of capacity to transport Utica and Marcellus shale gas from OH to the Southeast and Gulf Coast.
- Algonquin commenced the Commission's pre-filing process to construct and operate its AIM Project. This project will provide 433 MMcf/d of capacity from the Ramapo receipt point in Rockland County, NY to markets in the Northeast.
- Northwest requested authorization to construct and operate its WA Expansion Project which will provide 750 MMcf/d of capacity between Sumas and Woodland, WA to serve Oregon LNG's proposed terminal via the Oregon Pipeline.
- Oregon LNG and Oregon Pipeline requested authorization to construct and operate a bi-directional export (1,250 MMcf/d of liquefaction) and import (500 MMcf/d of re-gasification) facility in Warrenton, OR, and a bi-directional pipeline to provide 1,250 MMcf/d of capacity to the proposed terminal from an interconnect with Northwest in WA.

Natural Gas Activities in June 2013

Status	No. of Projects	Storage Capacity (Bcf)	Deliverability (MMcf/d)	Capacity (MMcf/d)	Miles of Pipeline	Compression (HP)
Pipeline						
Placed in Service	2			366.0	2.5	0
Certificated	2			275.0	0.4	0
Proposed	8			4,748.2	703.0	299,000
Storage						
Placed in Service	3	4.3	0			28,410
Certificated	1	0.0	0.9			0
Proposed	2	1.7	0			2,000
LNG (Import & Export)						
Placed in Service	0	0	0			0
Certificated (Export)	0	0	0			0
Proposed (Export)	1	6.8	1,250			0

Source: Staff Database

Natural Gas Activities through June 30, 2013 Through June 30, 2012

Status	No. of Projects	Storage Capacity (Bcf)	Deliverability (MMcf/d)	Capacity (MMcf/d)	Miles of Pipeline	Compression (HP)
Pipeline						
Placed in Service through June 30, 2012	8 4			1,252.0 374.3	12.9 31.7	69,660 7,000
Certificated through June 30, 2012	16 11			3,196.6 2,742.8	103.3 97.0	61,550 74,400
Storage						
Placed in Service through June 30, 2012	7 8	28.8 48.2	1,020 1,095			47,380 62,505
Certificated through June 30, 2012	8 7	29.2 52.8	766 1,700			9,240 49,020
LNG (Import & Export)						
Placed in Service through June 30, 2012	0 0	0 0	0 0			0 0
Certificated (Export) through June 30, 2012	0 1	0 0	0 2,600			0 0

Source: Staff Database



Office of Energy Projects Energy Infrastructure Update For June 2013

Hydropower Highlights (nonfederal)

- Historic Harrisville, Inc. was issued a small-hydro exemption from licensing for the proposed 0.090 MW Cheshire Mills Hydroelectric Project No. 14332. The project will be located on Nubanusit Brook in the town of Harrisville, Cheshire County, NH.
- Lucid Energy, Inc. and Portland Water Bureau were issued a conduit exemption for the 0.045 MW Conduit 3 Hydroelectric Project No. 14498, located in Multnomah County, OR.
- The Pershing County Water Conservation District filed an original license application for the proposed 0.750 MW Humboldt River Hydropower Project No. 14327. The project would be located at the existing Rye Patch Dam on the Humboldt River in Pershing County, NV.

Hydropower Activities in June 2013

Status	Conventional		Pumped Storage		Hydrokinetic		Total No. of Projects	Total Capacity (MW)
	No.	Capacity (MW)	No.	Capacity (MW)	No.	Capacity (MW)		
Filed								
License	1	0.750	0	0	0	0	1	0.750
5-MW Exemption	0	0	0	0	0	0	0	0
Capacity Amendment	0	0	0	0	0	0	0	0
Conduit Exemption	0	0	0	0	0	0	0	0
Issued								
License	0	0	0	0	0	0	0	0
5-MW Exemption	1	0.090	0	0	0	0	1	0.090
Capacity Amendment	0	0	0	0	0	0	0	0
Conduit Exemption	1	0.045	0	0	0	0	1	0.045
Placed in Service								
License	0	0	0	0	0	0	0	0
5-MW Exemption	0	0	0	0	0	0	0	0
Capacity Amendment	0	0	0	0	0	0	0	0
Conduit Exemption	0	0	0	0	0	0	0	0

Source: Staff Database

Hydropower Activities Year to Date (through June 30, 2013)

Status	Conventional		Pumped Storage		Hydrokinetic		Total No. of Projects	Total Capacity (MW)
	No.	Capacity (MW)	No.	Capacity (MW)	No.	Capacity (MW)		
Filed								
License	5	36.860	0	0	0	0	5	36.860
5-MW Exemption	0	0	0	0	0	0	0	0
Capacity Amendment	0	0	0	0	0	0	0	0
Conduit Exemption	4	0.552	0	0	0	0	4	0.552
Issued								
License	4	3.560	0	0	0	0	4	3.560
5-MW Exemption	3	0.338	0	0	0	0	3	0.338
Capacity Amendment	2	7.375	0	0	0	0	2	7.375
Conduit Exemption	4	0.545	0	0	0	0	4	0.545
Placed in Service								
License	1	4.400	0	0	0	0	1	4.400
5-MW Exemption	0	0	0	0	0	0	0	0
Capacity Amendment	2	0.960	0	0	0	0	2	0.960
Conduit Exemption	1	0.037	0	0	0	0	1	0.037

Source: Staff Database



Office of Energy Projects Energy Infrastructure Update For June 2013

Electric Generation Highlights

- Duke Energy's 618 MW coal-fired Edwardsport Generating Station in Knox County, IN is online. Edwardsport plant is a clean-burning advanced coal-gasification technology facility, which replaced a 500 MW older coal-fired generation facility.
- Xcel Energy's 23 MW Tucumcari Generating Station in Quay County, NM is online. The plant is fired by diesel and distillate fuel-oil, to be used as a source of back-up power.
- The City of West Bend's 2.5 MW oil-fired unit in Palo Alto County, IA is online.
- Delta-Montrose Electric Association's 4 MW New Canal Hydroelectric phase 1 in Montrose County, CO is online. An additional 3.5 MW phase 2 is expected to come online in July. The South Canal mainly serves irrigation in the Uncompahgre Valley and will only generate power seven months of the year.
- Six solar projects in NC are online. The power generated from each facility is sold to Progress Energy Carolinas under long-term contracts. 1) 5 MW Lenoir Farm Solar in Lenoir County; 2) 2 MW Sampson Solar in Sampson County; 3) 2 MW Anderson Solar in Sampson County; 4) 2 MW Faison Solar in Duplin County; 5) 2 MW Chinquapin Solar in Duplin County; and 6) 1 MW SEFL Fletcher Solar in Henderson County.
- Affordable Solar's 1 MW Silver City Waste Water Treatment Plant in Grant County, NM is online. The power generated is used on-site, sold to Silver City under long-term contract.

New Generation In-Service (New Build and Expansion)

Primary Fuel Type	June 2013		January – June 2013 Cumulative		January – June 2012 Cumulative	
	No. of Units	Installed Capacity (MW)	No. of Units	Installed Capacity (MW)	No. of Units	Installed Capacity (MW)
Coal	1	618	3	1,579	2	1,691
Natural Gas	0	0	40	4,852	72	4,314
Nuclear	0	0	0	0	0	0
Oil	2	26	3	26	22	51
Water	1	4	8	76	7	7
Wind	0	0	8	959	62	2,766
Biomass	0	0	36	116	75	341
Geothermal Steam	0	0	1	14	9	143
Solar	7	15	94	979	144	944
Waste Heat	0	0	0	0	1	3
Other	0	0	0	0	2	0
Total	11	663	193	8,601	396	10,259

Source: Data derived from Ventyx Global LLC, Velocity Suite.



Office of Energy Projects Energy Infrastructure Update For June 2013

Total Installed Operating Generating Capacity

	Installed Capacity (GW)	% of Total Capacity
Coal	336.68	28.96%
Natural Gas	494.44	42.53%
Nuclear	105.18	9.05%
Oil	40.76	3.51%
Water	99.08	8.52%
Wind	60.11	5.17%
Biomass	15.23	1.31%
Geothermal Steam	3.78	0.33%
Solar	5.53	0.48%
Waste Heat	0.71	0.06%
Other	1.07	0.09%
Total	1,162.57	100.00%

Source: Data derived from Ventyx Global LLC, Velocity Suite.

Electric Transmission Highlights

- Associated Electric Cooperative, Inc. has completed the 8.5 mile, 345 kV Blackberry – Neosho portion of the Blackberry - GRDA 1 - Sportsman Acres – Chouteau Transmission Project in MO.
- Hudson Transmission Partners has completed the 7.5 mile, 345 kV Ridgefield - West 49th Street Transmission Project. The project costs approximately \$850 million and was finished six weeks ahead of schedule. It connects NJ and NY.
- NSTAR has completed the 17.9 mile, 345 kV Sandwich – Carver portion of the Long-Term Lower SEMA project in MA. The project is estimated to cost \$106 million.
- PPL Corp. has completed the 6.6 mile, 138 kV Coopersburg Quakertown Tap Transmission Project in PA.

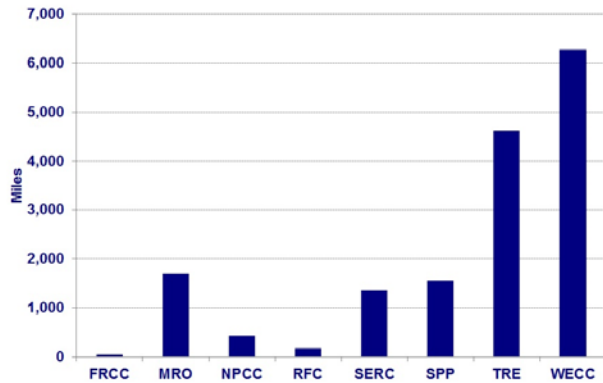
Voltage (kV)	Transmission Projects Completed				Proposed Transmission Projects In-Service by June 2015	
	June 2013	June 2012	January – June 2013 Cumulative	January – December 2012 Cumulative	High Probability of Completion	All
	Line Length (miles)					
≤230	6.6	303.5	76.8	1,048.8	1,049.3	3,632.6
345	33.9	153.0	768.6	1,086.6	6,336.7	8,493.0
500	0.0	94.5	65.0	187.5	1,767.4	4,058.4
Total U.S.	40.5	551.0	910.4	2,322.9	9,153.4	16,184.0

Sources: Data derived from Staff Database and U.S. Electric Transmission Projects ©2013 The C Three Group, LLC

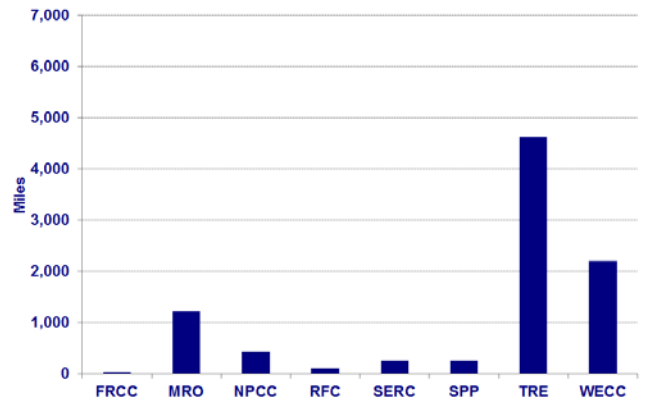


Office of Energy Projects Energy Infrastructure Update For June 2013

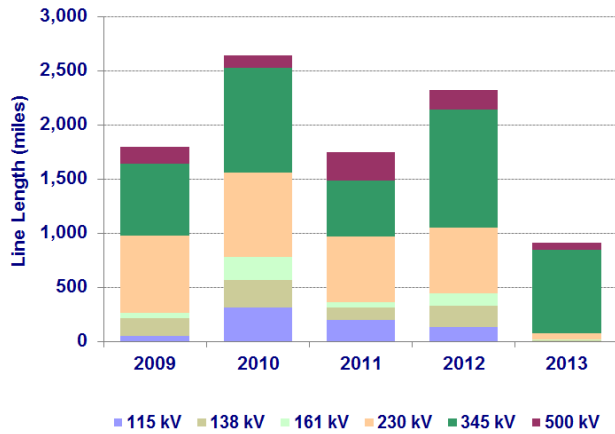
All Transmission Projects with a Proposed In-Service Date by June 2015



Transmission Projects with a High Probability of being completed by June 2015



New Transmission Projects by Voltage



Sources: Data derived from Staff Database and U.S. Electric Transmission Projects ©2013 The C Three Group, LLC

Disclaimer: This Report contains analyses, presentations and conclusions that may be based on or derived from the data sources cited, but do not necessarily reflect the positions or recommendations of the data providers.